



www.millendtextiles.com

FIVE YARD QUILT

52" x 68" Quilt

Fabric Needed:

1 Yard of 5 coordinating fabrics. Purchase 3-1/2 yards for the back. Binding is included in the quilt yardage. All seams are 1/4".

Cutting Instructions

Fabric (A) or Focus Fabric

- Fussy cut (18) 6-1/2" squares or cut 3 strips at 6-1/2"
- From the strips cut (18) 6-1/2" squares

Fabric (B) Frames around Focus Fabric

- Cut 18 strips 1-1/2" wide. From these strips, cut (36) 1-1/2"x6-1/2" rectangles and (36) 1-1/2" x 8-1/2" rectangles.

Fabric (C) Second Block and Binding


- Cut (3) strips 2" wide
- Cut (3) strips 4-1/2" wide
- Cut (6) strips 2-1/2" wide for binding

Fabric (D) Second Block and Inner Border

- Cut (3) strips 2" wide
- Cut (3) strips 4-1/2" wide
- Cut (5) strips 2" wide (inner border)

Fabric (E) Center of Second Block and Outer Border

- Cut (2) strips 3-1/2" wide.
- From these strips cut (18) 3-1/2" squares
- Cut (6) strips 4-1/2" wide (outer border)

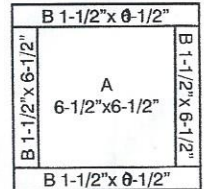


Quilt Layout 5x7 Blocks

Block One Sewing Instructions

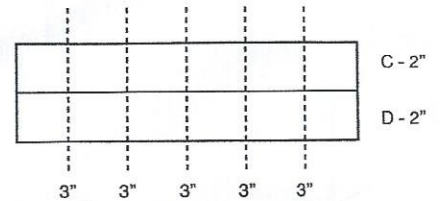
- Make (18) 8-1/2" Blocks

Sew a 1-1/2" x 6-1/2" rectangle of fabric B to opposite sides of the fabric A 6-1/2" squares. Press seams out. Sew a 1-1/2" x 8-1/2" rectangle of fabric B to the top and bottom of fabric A 6-1/2" squares. Press seams out.



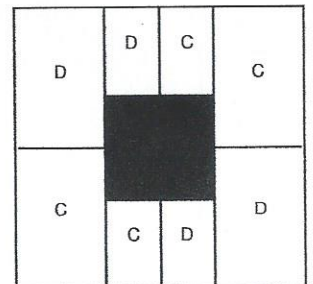
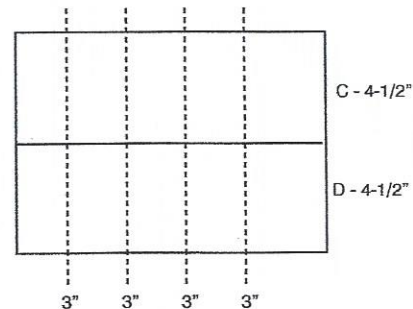
Block Two Sewing Instructions

- Sew together lengthwise the 2" strips of fabric C and D. Press seams toward fabric C. Cut the strip sets into (36) 3" wide pieces. Sew to the fabric E squares as shown for the center of Block 2.



Press toward fabric E square. Make 17 units.

- Sew together lengthwise the 4-1/2" strips of fabric C and D. Press toward fabric C. Cut the strip sets into (36) 3" wide pieces. Sew to the units made in step 2. Press seams away from the center. Make (17) 8-1/2" blocks.



Layout and Finishing

Sew blocks together in a 5x7 block layout. Start your layout in row one with block one. Alternate blocks throughout for each row. Add inner border (fabric D). Add the outer border (fabric E). Layer. Quilt. Bind with the 2-1/2" strips of fabric C. Backing is pieced horizontally.